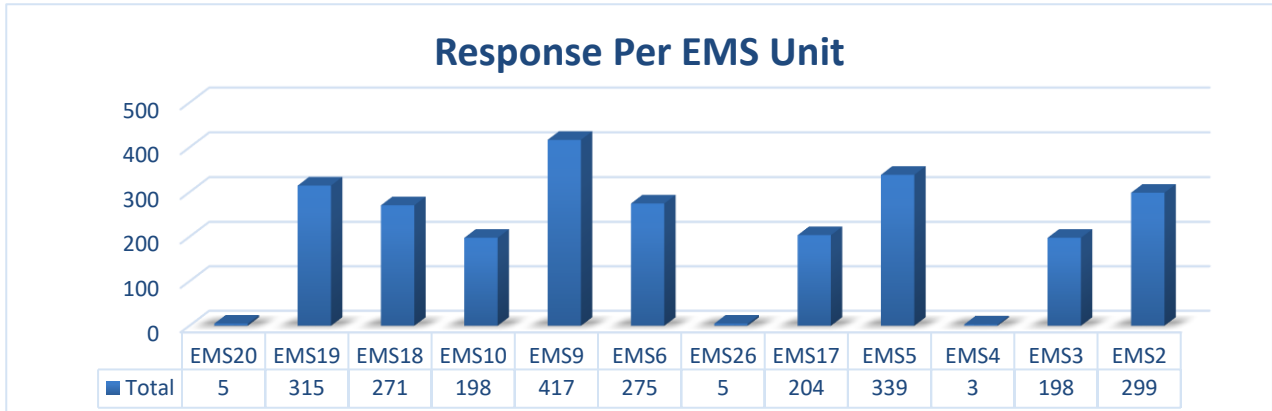
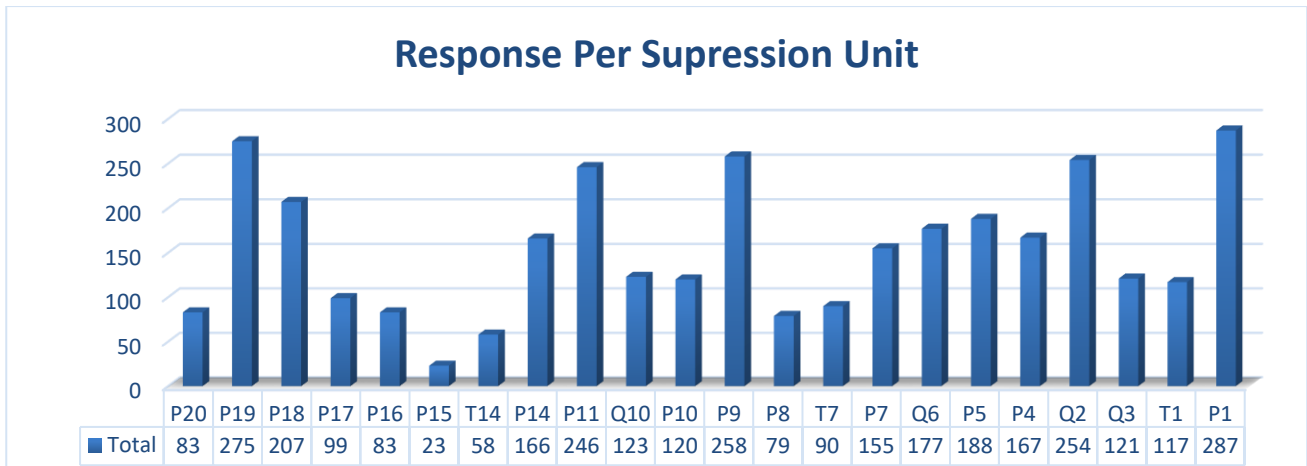


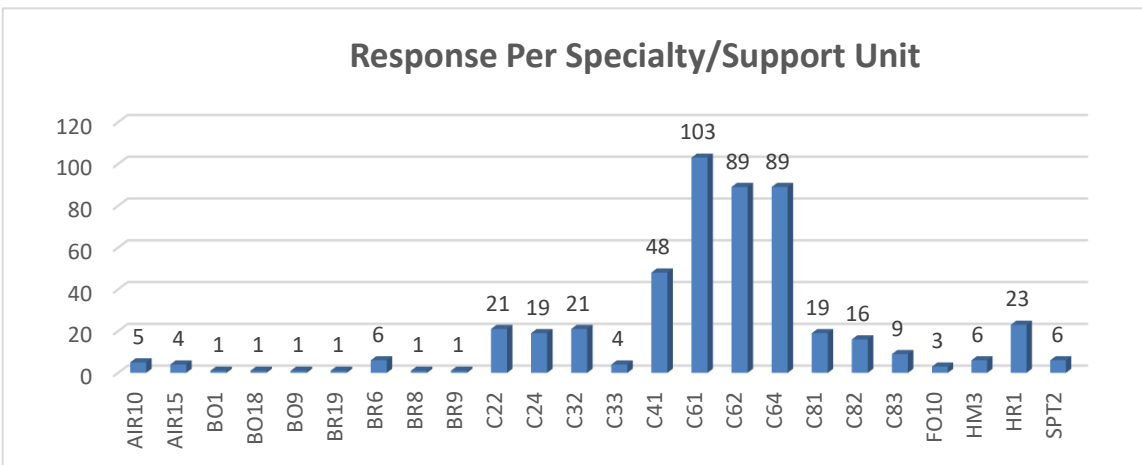
The Kansas City Kansas Fire Department responded to 2793 incidents during the month of June 2018 based on CAD and NFIRS data.



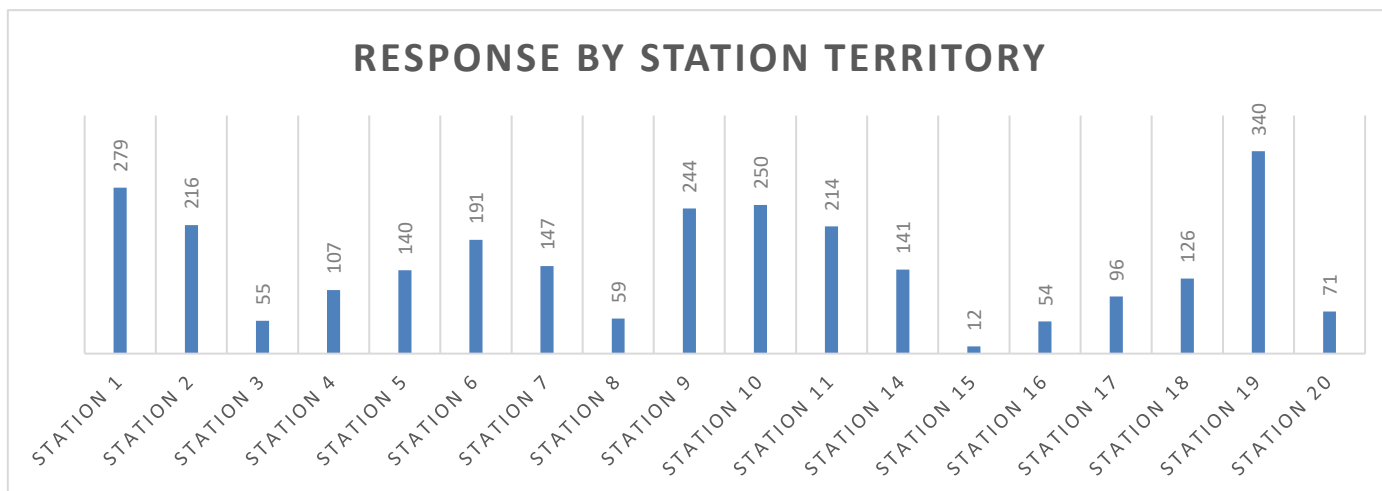
**KCKFD EMS Units responded to an incident 2529 times in June 2018. This number is generated by CAD and NFIRS data. If more than one unit responded, each unit is counted as a response, however the incident is counted only once for our total response count.**



**KCKFD Suppression Units responded to an incident 3376 times in June 2018. This number is generated by CAD and NFIRS data. If more than one unit responded, each unit is counted as a response, however the incident is counted only once for our total response count.**



**KCKFD Support/Specialty Units responded to an incident 497 times in June 2018. This number is generated by CAD and NFIRS data. If more than one unit responded, each unit is counted as a response, however the incident is counted only once for our total response count.**



**Calls by station territory are determined by first due territory response. Apparatus often respond to incidents in first due territory other than their own. For example: If Pumper 20 responds to an incident in Pumper 19's first due territory, the activity will be reflected in Pumper 20's 'Response Per Suppression Unit' but in Station 19's 'Response by Station Territory'. Note: Station 10 and Station 19 have a higher number than may be expected, as non-emergency transfers from KUMC and PMC are included. There are 51 calls not reflected on this graph. We responded on Mutual Aid, 14 times to Bonner Springs and 1 time to Edwardsville. There are 36 unclassified calls.**

**INCIDENT TYPES**

100 Fire, other	5
111 Building fire	8
112 Fires in structure other than in a building	1
113 Cooking fire, confined to container	2
130 Mobile property (vehicle) fire, other	2
131 Passenger vehicle fire	7
138 Off-road vehicle or heavy equipment fire	1
140 Natural vegetation fire, other	2
142 Brush or brush-and-grass mixture fire	2
143 Grass fire	2
150 Outside rubbish fire, other	2
151 Outside rubbish, trash or waste fire	9
154 Dumpster or other outside trash receptacle fire	3
251 Excessive heat, scorch burns with no ignition	1
300 Rescue, EMS incident, other	20
311 Medical assist, assist EMS crew	20
321 EMS call, includes calls where	1,367
3211 EMS Refusal	114
3212 EMS call No EMS needed	245
3213 Non Emergency Transfer	179
322 Motor vehicle accident with injuries	64
3221 MVA with refusal	13
323 Motor vehicle/pedestrian accident (MV Ped)	3
324 Motor vehicle accident with no injuries.	27
331 Lock-in (if lock out , use 511 )	1
353 Removal of victim(s) from stalled elevator	4
372 Trapped by power lines	1
381 Rescue or EMS standby	3
3811 Tactical Medic standby	2
400 Hazardous condition, other	1
411 Gasoline or other flammable liquid spill	2
412 Gas leak (natural gas or LPG)	14
413 Oil or other combustible liquid spill	1
424 Carbon monoxide incident	5
442 Overheated motor	1
444 Power line down	17
4441 Utility lines down, not power	3
445 Arcing, shorted electrical equipment	5
500 Service Call, other	5
511 Lock-out	5
512 Ring or jewelry removal	1
522 Water or steam leak	2

KCKFD MONTHLY ACTIVITY REPORT / JUNE 2018

531 Smoke or odor removal	6
542 Animal rescue	1
550 Public service assistance, other	10
551 Assist police or other governmental agency	11
552 Police matter	24
553 Public service	19
554 Assist invalid	100
561 Unauthorized burning	24
611 Dispatched & canceled in route	148
621 Wrong location	2
622 No incident found on arrival at dispatch address	58
631 Authorized controlled burning	1
651 Smoke scare, odor of smoke	11
653 Smoke from barbecue, tar kettle	1
661 EMS call, party transported by non-fire agency	1
671 HazMat release investigation w/no HazMat	1
700 False alarm or false call, other	17
711 Municipal alarm system, malicious false alarm	3
715 Local alarm system, malicious false alarm	4
730 System malfunction, other	4
733 Smoke detector activation due to malfunction	8
735 Alarm system sounded due to malfunction	8
736 CO detector activation due to malfunction	4
743 Food on the stove/steam/cigarette smoke Automatic Fire Alarm	49
744 Detector activation, no fire - unintentional	6
745 Alarm system activation, no fire - unintentional	19
746 Carbon monoxide detector activation, no CO	2
900 Special type of incident, other	1
911 Citizen complaint	1
Unknown	77
<b>Grand Total</b>	<b>2,793</b>

**NFIRS**

For the month of June, 2018 there are 86 incomplete NFIRS reports for a 96.9% completion rate. The Goal of the KCKFD is 100% completion for all NFIRS reporting.

**EMS DIVISION**

The following EMS data is drawn from incidents entered into Image Trend.

**Transports:**

TUKHS (The University of Kansas Health System)	676
PMC	375
SMMC	145
Truman MC-Hospital Hill	076
Children's Mercy, Downtown	027
Refusals	<u>240</u>
Total:	1771

**Provider Impressions:**

Acute pain, not elsewhere classified (G89.1)	122	6.89%
no complaints or findings; Adult, Encounter, (Z00.00)	107	6.04%
Weakness (R53.1)	90	5.08%
ALOC Altered mental status unspecified etiology (R41.82)	71	4.01%
Acute abdomen discomfort pain (R10.0)	68	3.84%
Behavioral/Psychiatric Disorder (F99)	60	3.39%
Chest pain Angina (I20.9)	59	3.33%
Seizures without status epilepticus (G40.909)	56	3.16%
Trauma injuries multi-system unspecified (T14.90)	49	2.77%
Trauma Injury of head (S09.90)	48	2.71%
Syncope and collapse (R55)	45	2.54%
Suicidal ideations (R45.851)	43	2.43%
Respiratory distress, acute (J80)	40	2.26%
Respiratory COPD with exacerbation (J44.1)	36	2.03%
Back pain non traumatic (M54.9)	33	1.86%
	31	1.75%
Alcohol use, unspecified with intoxication (F10.92)	31	1.75%
Anxiety (F41.9)	28	1.58%
Dizziness or light-headedness or vertigo (R42)	27	1.52%
Trauma Injury of lower leg (S89.9)	25	1.41%
Nausea and vomiting (R11)	24	1.36%
Poisoning, drugs, medication, or other Intentional (T50.902)	24	1.36%
Chest Pain, Other (non-cardiac) (R07.89)	23	1.30%
Headache (R51)	21	1.19%

KCKFD MONTHLY ACTIVITY REPORT / JUNE 2018

Trauma Injury of face (S09.93)	20	1.13%
Alcohol use, unspecified (F10.9)	19	1.07%
Hypoglycemia - Diabetes (E13.64)	19	1.07%
Trauma Injury of lower back (S39.92)	19	1.07%
Hyperglycemia - Diabetes (E13.65)	18	1.02%
Trauma Injury of neck (S19.9)	18	1.02%
Cardiac arrest (I46.9)	17	0.96%
Other reduced mobility (Z74.09)	16	0.90%
Trauma Injury of wrist, hand and finger(s) (S69.9)	16	0.90%
Acute Stroke suspected (I63.9)	15	0.85%
Chronic pain, not elsewhere classified (G89.2)	15	0.85%
Respiratory Asthma with exacerbation (J45.901)	15	0.85%
Trauma Injury of forearm (S59.91)	15	0.85%
Trauma Injury of shoulder and upper arm (S49.9)	15	0.85%
Hypertension (I10)	14	0.79%
Psychoactive substance related disorders, other - drugs (F19)	13	0.73%
Respiratory disorder, unspecified (J98.9)	13	0.73%
Allergic Reaction (T78.40)	12	0.68%
Dehydration (E86.0)	12	0.68%
Fever (R50.9)	12	0.68%
Nonspecific Stimulant/Inhalant Disorders - drug (F15)	12	0.68%
Suicide attempt (T14.91)	12	0.68%
Generalized abdomen pain (R10.84)	11	0.62%

**Procedures Administered**

Vascular - (IV) Extremity Vein Catheterization	404
Electrocardiographic monitoring	193
Cardiac - 12 lead ECG	166
Assessment - Patient Assessment	83
Cardiac - 4 lead ECG	81
Musculoskeletal - Cervical Collar Applied C-Collar	46
Vascular - Glucometer (Blood Glucose Check)	29
Vascular - Saline Lock	24
Cardiac - Defibrillation (Manual)	20
Vascular - IO Intraosseous cannulation	20
Respiratory - NC nasal cannula	16
Soft Tissue - Wound Care	16
Respiratory – CPAP	13
Respiratory - BVM Bagged Ventilations (Via Mask)	11

KCKFD MONTHLY ACTIVITY REPORT / JUNE 2018

**Procedures Administered cont.**

Respiratory - OPA Oropharyngeal Airway Insertion	9
Respiratory - ETCO2 Digital Capnography	7
Respiratory - NRB Nonrebreather oxygen mask	7

**Runs by Hour of Day:**

00:00:00 - 00:59:59	41	2.32%
01:00:00 - 01:59:59	53	2.99%
02:00:00 - 02:59:59	39	2.20%
03:00:00 - 03:59:59	38	2.15%
04:00:00 - 04:59:59	31	1.75%
05:00:00 - 05:59:59	38	2.15%
06:00:00 - 06:59:59	39	2.20%
07:00:00 - 07:59:59	45	2.54%
08:00:00 - 08:59:59	64	3.61%
09:00:00 - 09:59:59	83	4.69%
10:00:00 - 10:59:59	103	5.82%
11:00:00 - 11:59:59	108	6.10%
12:00:00 - 12:59:59	88	4.97%
13:00:00 - 13:59:59	107	6.04%
14:00:00 - 14:59:59	102	5.76%
15:00:00 - 15:59:59	99	5.59%
16:00:00 - 16:59:59	121	6.83%
17:00:00 - 17:59:59	101	5.70%
18:00:00 - 18:59:59	81	4.57%
19:00:00 - 19:59:59	88	4.97%
20:00:00 - 20:59:59	102	5.76%
21:00:00 - 21:59:59	80	4.52%
22:00:00 - 22:59:59	61	3.44%
23:00:00 - 23:59:59	59	3.33%
<b>Total: 1,771 (Transport/Refusals)</b>		<b>Total: 100.00%</b>

**Runs by Day of Week:**

Sunday	260	14.68%
Monday	258	14.57%
Tuesday	218	12.31%
Wednesday	226	12.76%
Thursday	210	11.86%
Friday	316	17.84%
Saturday	283	15.98%
<b>Total: 1,771(Transports/Refusals)</b>		<b>Total: 100.00%</b>