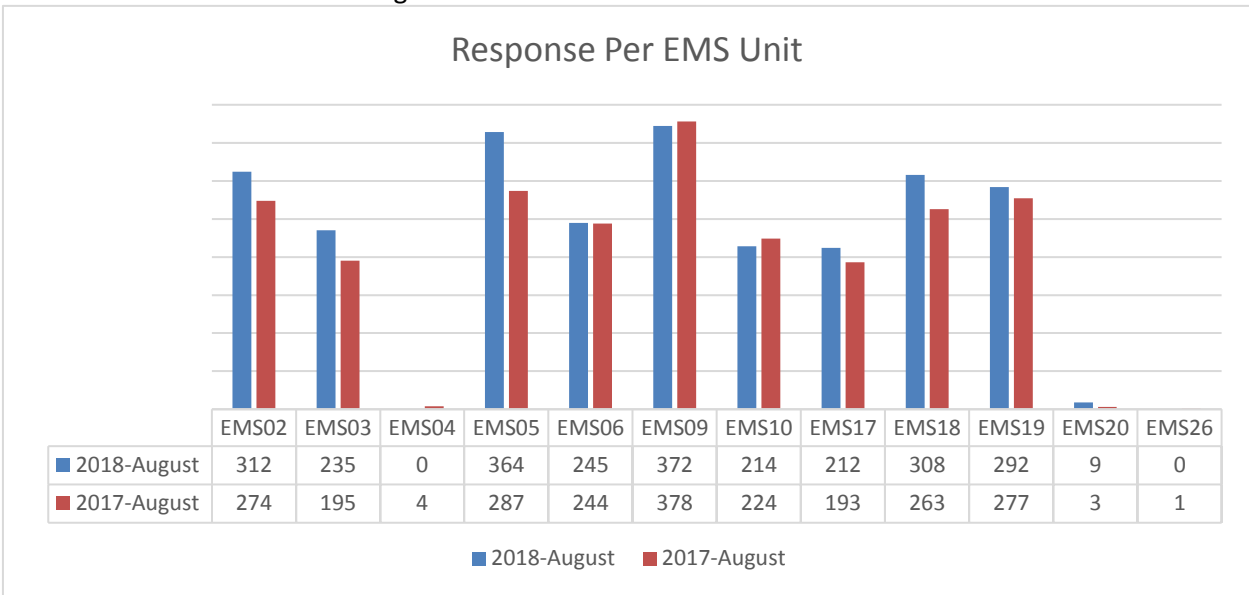
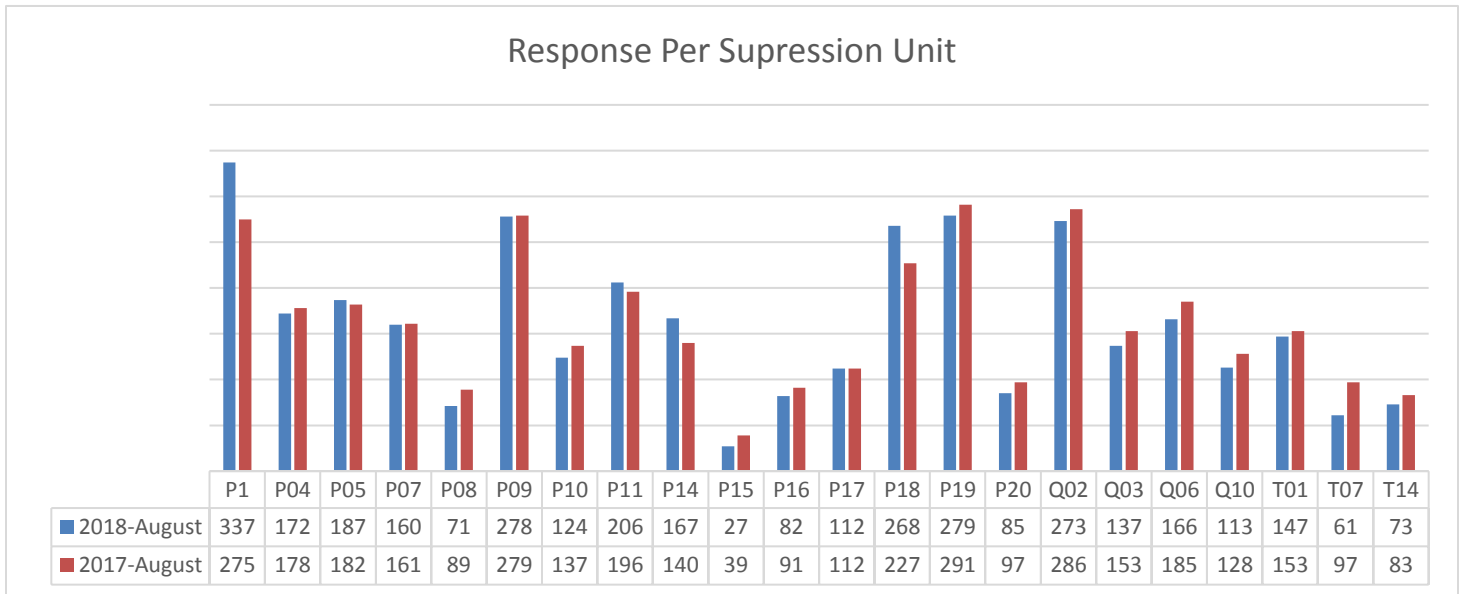




The Kansas City Kansas Department responded to 2954 incidents during the month of August 2018 based on CAD and NFIRS data.



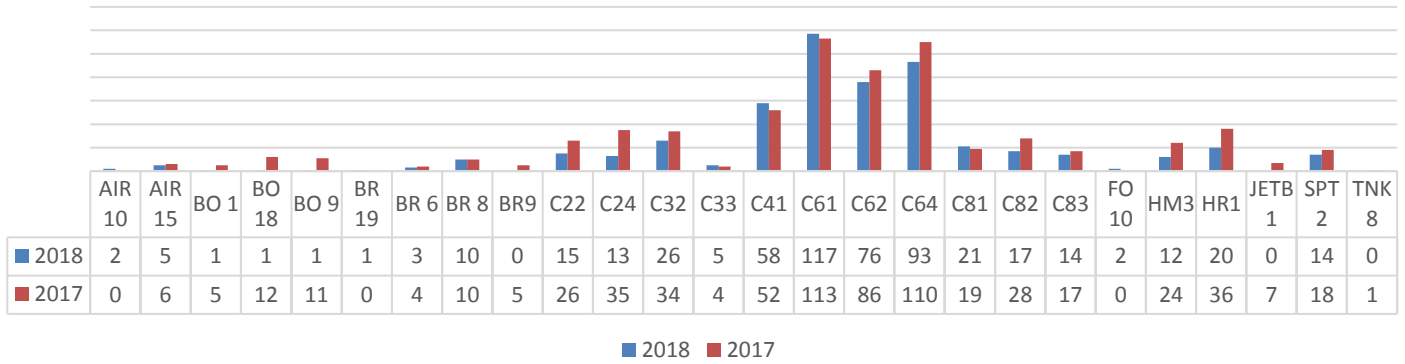
**KCKFD EMS Units responded to an incident 2569 times in August 2018, 2464 times in July 2018 and 2345 times in August of 2017. This number is generated by CAD and NFIRS data. If more than one unit responded, each unit is counted as a response, however the incident is counted only once for our total response count.**



**KCKFD Suppression Units responded to an incident 3187 times in July 2018, 62 fewer responses than in July, and 117 fewer responses than August of 2017. This number is generated by CAD and NFIRS data. If more than one unit responded, each unit is counted as a response, however the incident is counted only once for our total response count.**

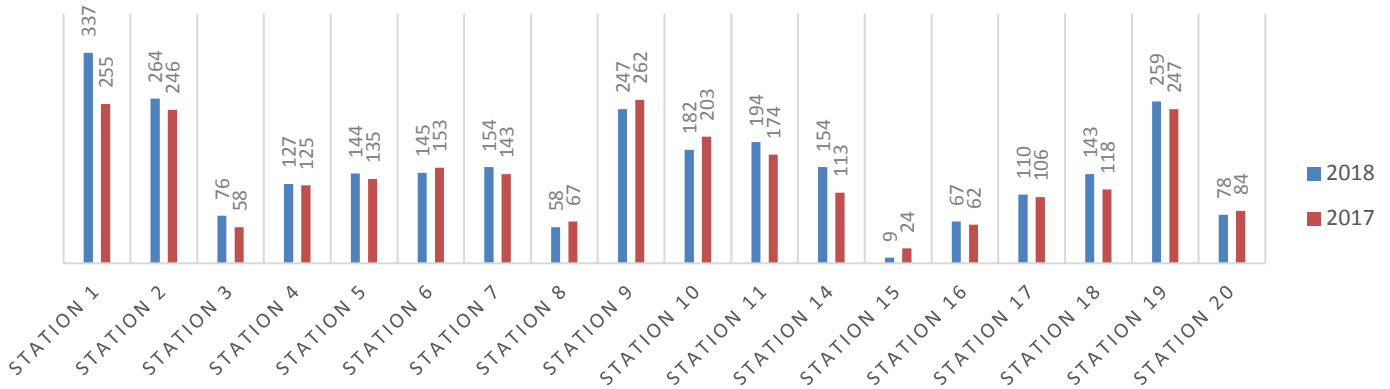


### August / Response Per Specialty/Support Unit



**KCKFD Support/Specialty Units responded to an incident 527 times in August 2018, 545 times in July 2018, and 670 times in August Of 2017. This number is generated by CAD and NFIRS data. If more than one unit responded, each unit is counted as a response, however the incident is counted only once for our total response count.**

### CALLS BY STATION TERRITORY



**Calls by station territory are determined by first due territory response. Apparatus often respond to incidents in first due territory other than their own. For example: If Pumper 20 responds to an incident in Pumper 19's first due territory, the activity will be reflected in Pumper 20's Response per Suppression Unit but in Station 19's Response by Station Territory. Note: The non-emergency transfers from PMC and KUMC, which elevated the data for Station 10 and Station 19, has been removed from the above table. 189 non-emergency transfers counted only in the EMS Unit that completed the transfer. There are 17 calls not reflected on this graph. We responded on Mutual Aid, 13 times to Bonner Springs. There are 5 uncategorized incidents.**



**NFIRS**

For the month of August, we had 2,954 calls for service. We had an initial report completion percentage of 89.7%. 3<sup>rd</sup> Shift did the best @ 90.4% with 2<sup>nd</sup> Shift right behind them @ 90.1%. 1<sup>st</sup> Shift completed 88.7% initially. Currently, there are 62 reports that still need to be completed which is a 97.9% completion percentage after 1 notification. Of those 62 reports, 35 are from 1<sup>st</sup> shift, 23 from 2<sup>nd</sup>, and 4 from 3<sup>rd</sup>.

As of 8/13/2018 there are still 17 reports needed from June and 33 from July. Each month's reports should be submitted to the state by the 20<sup>th</sup> of the next month.

***The Goal of the KCKFD is 100% completion for all NFIRS reporting.***

**Incident Types**

100 Fire, other	2
111 Building fire	11
113 Cooking fire, confined to container	6
118 Trash or rubbish fire, contained	1
131 Passenger vehicle fire	15
132 Road freight or transport vehicle fire	1
134 Water vehicle fire	1
140 Natural vegetation fire, other	1
142 Brush or brush-and-grass mixture fire	3
143 Grass fire	5
150 Outside rubbish fire, other	5
151 Outside rubbish, trash or waste fire	15
153 Construction or demolition landfill fire	2
154 Dumpster or other outside trash receptacle fire	3
160 Special outside fire, other	5
161 Outside storage fire	2
162 Outside equipment fire	1
251 Excessive heat, scorch burns with no ignition	1
300 Rescue, EMS incident, other	24
311 Medical assist, assist EMS crew	21
321 EMS call, includes calls where	1,438
3211 EMS Refusal	148
3212 EMS call No EMS needed	254
3213 Non Emergency Transfer	189
322 Motor vehicle accident with injuries	40
3221 MVA with refusal	21
323 Motor vehicle/pedestrian accident (MV Ped)	7
324 Motor vehicle accident with no injuries.	39
331 Lock-in (if lock out , use 511 )	6



353 Removal of victim(s) from stalled elevator	6
371 Electrocution or potential electrocution	1
381 Rescue or EMS standby	3
3811 Tactical Medic standby	2
400 Hazardous condition, other	1
411 Gasoline or other flammable liquid spill	3
412 Gas leak (natural gas or LPG)	16
413 Oil or other combustible liquid spill	1
424 Carbon monoxide incident	3
441 Heat from short circuit (wiring), defective/worn	2
442 Overheated motor	1
444 Power line down	22
4441 Utility lines down, not power	4
445 Arcing, shorted electrical equipment	13
500 Service Call, other	6
510 Person in distress, other	1
511 Lock-out	1
512 Ring or jewelry removal	1
520 Water problem, other	1
531 Smoke or odor removal	6
550 Public service assistance, other	11
551 Assist police or other governmental agency	15
552 Police matter	24
553 Public service	15
554 Assist invalid	116
555 Defective elevator, no occupants	1
561 Unauthorized burning	11
571 Cover assignment, standby, moveup	1
600 Good intent call, other	1
611 Dispatched & canceled en route	150
621 Wrong location	2
622 No incident found on arrival at dispatch address	48
631 Authorized controlled burning	3
650 Steam, other gas mistaken for smoke, other	1
651 Smoke scare, odor of smoke	13
652 Steam, vapor, fog or dust thought to be smoke	1
653 Smoke from barbecue, tar kettle	1
661 EMS call, party transported by non-fire agency	2
700 False alarm or false call, other	18
711 Municipal alarm system, malicious false alarm	1
715 Local alarm system, malicious false alarm	2
730 System malfunction, other	1
731 Sprinkler activation due to malfunction	2



732 Extinguishing system malfunction (activation)	1
733 Smoke detector activation due to malfunction	12
734 Heat detector activation due to malfunction	1
735 Alarm system sounded due to malfunction	15
736 CO detector activation due to malfunction	3
740 Unintentional transmission of alarm, other	6
741 Sprinkler activation, no fire - unintentional	1
743 Food on the stove/steam/cigarette smoke Automatic Fire Alarm	48
744 Detector activation, no fire - unintentional	10
745 Alarm system activation, no fire - unintentional	16
746 Carbon monoxide detector activation, no CO	1
751 Biological hazard, malicious false report	1
813 Wind storm, tornado/hurricane assessment	2
900 Special type of incident, other	2
Unknown	34
<b>Grand Total</b>	<b>2,954</b>

### EMS DIVISION

The following EMS data is drawn from incidents entered into Image Trend.

Transports	July	August
TUKHS (KU)	622	676
PMC (Providence)	349	352
SMMC (Shawnee Msn)	188	166
TMC-HH (Truman)	083	074
CMH (Children's)	039	036
Refusals	238	270 (and one N/A) for total of 271 non transport reports
<b>Total</b>	<b>1775</b>	<b>1818</b>

<b>August 2018 Transports</b>	<b>1547</b>	<b>YTD 11642</b>
<b>August 2017 Transports</b>	<b>1458</b>	<b>YTD 11130</b>

Runs by Month for 2018:

January	1,705	12.34%
February	1,459	10.56%
March	1,672	12.10%
April	1,585	11.47%
May	1,853	13.41%
June	1,771	12.81%
July	1,756	12.71%
August	1,818	13.15%



**Provider Impression:**

no complaints or findings; Adult, Encounter, (Z00.00)	112	6.16%
Acute abdomen discomfort pain (R10.0)	103	5.67%
Acute pain, not elsewhere classified (G89.1)	99	5.45%
Weakness (R53.1)	89	4.90%
ALOC Altered mental status unspecified etiology (R41.82)	80	4.40%
Seizures without status epilepticus (G40.909)	64	3.52%
Chest pain Angina (I20.9)	60	3.30%
Behavioral/Psychiatric Disorder (F99)	55	3.03%
Syncope and collapse (R55)	46	2.53%
Trauma Injury of head (S09.90)	41	2.26%
	40	2.20%
Alcohol use, unspecified with intoxication (F10.92)	37	2.04%
Respiratory COPD with exacerbation (J44.1)	37	2.04%
Dizziness or light-headedness or vertigo (R42)	36	1.98%
Trauma Injury of lower leg (S89.9)	35	1.93%
Respiratory distress, acute (J80)	34	1.87%
Chest Pain, Other (non-cardiac) (R07.89)	33	1.82%
Back pain non traumatic (M54.9)	31	1.71%
Headache (R51)	30	1.65%
Hypoglycemia - Diabetes (E13.64)	30	1.65%
Anxiety (F41.9)	27	1.49%
Trauma injuries multi-system unspecified (T14.90)	27	1.49%
Suicidal ideations (R45.851)	25	1.38%
Nausea and vomiting (R11)	22	1.21%
Trauma Injury of face (S09.93)	22	1.21%
Cardiac arrest (I46.9)	21	1.16%
Hypertension (I10)	20	1.10%
Respiratory Asthma with exacerbation (J45.901)	20	1.10%
Respiratory disorder, unspecified (J98.9)	20	1.10%
Acute Stroke suspected (I63.9)	19	1.05%
Alcohol use, unspecified (F10.9)	18	0.99%
Other reduced mobility (Z74.09)	18	0.99%
Trauma Injury of wrist, hand and finger(s) (S69.9)	18	0.99%
Hyperglycemia - Diabetes (E13.65)	16	0.88%
no complaints or findings; Child, Encounter, (Z00.129)	15	0.83%
Trauma Injury of lower back (S39.92)	15	0.83%
Poisoning, drugs, medication, or other Intentional (T50.902)	14	0.77%
Trauma Injury of hip (S79.91)	14	0.77%
Trauma Injury of shoulder and upper arm (S49.9)	14	0.77%
Cardiac arrhythmia/dysrhythmia (I49.9)	13	0.72%
Trauma Injury of neck (S19.9)	13	0.72%
Fever (R50.9)	11	0.61%



Hypotension (I95.9)	11	0.61%
Psychoactive substance related disorders, other - drugs (F19)	11	0.61%
Dehydration (E86.0)	10	0.55%
Generalized abdomen pain (R10.84)	10	0.55%
Malaise (R53.81)	10	0.55%
Nonspecific Stimulant/Inhalant Disorders - drug (F15)	10	0.55%

Procedures Administered:

Vascular - (IV)Extremity Vein Catheterization (392230005)	407
Cardiac - 12 lead ECG (268400002)	208
Cardiac - 4 lead ECG (428803005)	105
Assessment - Patient Assessment (422618004)	82
Cardiac - Defibrillation (Manual) (426220008)	33
Musculoskeletal - Cervical Collar Applied C-Collar (49689007)	33
Vascular - Saline Lock (425074000)	26
Vascular - Glucometer (Blood Glucose Check) (166900001)	22
Respiratory - NC nasal cannula (371907003)	18
Vascular - IO Intraosseous cannulation (430824005)	18
Respiratory - Intubation (Orotracheal) (232674004)	14
Respiratory - BVM Bagged Ventilations (Via Mask) (425447009)	12
Respiratory - NRB Nonrebreather oxygen mask (427591007)	11
CCR - Cardiac - (Manual) Continuous Compression Resuscitation (89666000)	10
Soft Tissue - Wound Care (225358003)	10
Respiratory - CPAP (47545007)	8
Cardiac - Autopulse (Automated Compression Device) Continuous Compression Resuscitation (429283006)	

Runs by Hour of Day:

	12:00:00 - 12:59:59	96
	13:00:00 - 13:59:59	108
00:00:00 - 00:59:59	14:00:00 - 14:59:59	95
01:00:00 - 01:59:59	15:00:00 - 15:59:59	102
02:00:00 - 02:59:59	16:00:00 - 16:59:59	107
03:00:00 - 03:59:59	17:00:00 - 17:59:59	115
04:00:00 - 04:59:59	18:00:00 - 18:59:59	107
05:00:00 - 05:59:59	19:00:00 - 19:59:59	84
06:00:00 - 06:59:59	20:00:00 - 20:59:59	86
07:00:00 - 07:59:59	21:00:00 - 21:59:59	93
08:00:00 - 08:59:59	22:00:00 - 22:59:59	78
09:00:00 - 09:59:59	23:00:00 - 23:59:59	68
10:00:00 - 10:59:59		Total: 1,818
11:00:00 - 11:59:59		



Runs by Day of Week:

Sunday	209	11.50%
Monday	233	12.82%
Tuesday	236	12.98%
Wednesday	261	14.36%
Thursday	306	16.83%
Friday	319	17.55%
Saturday	254	13.97%
<b>Total: 1,818</b>		<b>Total: 100.00%</b>

Runs by Dispatch Reason:

Sick Person	329	18.10%
Transfer/Interfacility/Palliative Care	202	11.11%
Breathing Problem	181	9.96%
Chest Pain (Non-Traumatic)	116	6.38%
Traffic/Transportation Incident	114	6.27%
Falls	113	6.22%
Unknown Problem/Person Down	109	6.00%
Convulsions/Seizure	94	5.17%
Unconscious/Fainting/Near-Fainting	72	3.96%
Psychiatric Problem/Abnormal Behavior/Suicide Attempt	59	3.25%
Abdominal Pain/Problems	53	2.92%
Hemorrhage/Laceration	50	2.75%
Diabetic Problem	46	2.53%
Assault	40	2.20%
Overdose/Poisoning/Ingestion	35	1.93%
Heart Problems/AICD	33	1.82%
Stroke/CVA	30	1.65%
Traumatic Injury	29	1.60%
Cardiac Arrest/Death	26	1.43%
Pregnancy/Childbirth/Miscarriage	20	1.10%
Stab/Gunshot Wound/Penetrating Trauma	12	0.66%
Allergic Reaction/Stings	10	0.55%
Back Pain (Non-Traumatic)	10	0.55%

18 - Number of patients who met Trauma Routing Criteria and were transported with lights and sirens.

06 - Number of patients who were identified as meeting STEMI Routing Criteria

23 - Number of patients who were identified as meeting STROKE Routing Criteria